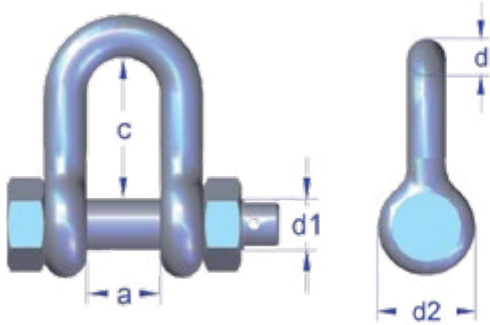


## Stainless Steel Shackle No 735 Dee shackle with safety bolt

**Material:** AISI 316  
**Finish:** Highly polished  
**Design Factor:** 6:1  
**Documentation:** Test certificate and traceable 3.1 certificate supplied upon request.

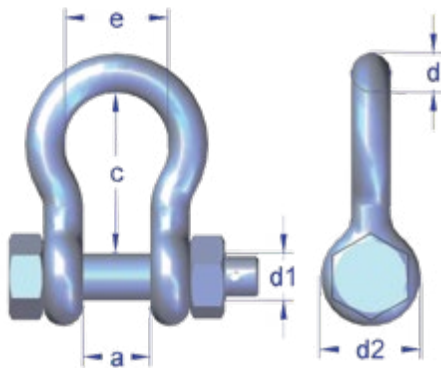


Stock No.	WLL (t) 6:1	Pin d1 (mm)	Nominal Size d (mm)	Inner Width a (mm)	Inner Length c (mm)	Eye Outer d2 (mm)	Weight (kg)
A073510	0.6	10	10	20	40	20	0.2
A073512	0.9	12	12	26	50	24	0.3
A073516	1.5	16	13	24	52	33	0.4
A073520	2.5	19	16	28	65	40	0.7
A073522	3.0	22	19	31	60	48	1.5
A073524	4.5	25	22	37	71	52	1.3
A073533	7.5	32	28	46	90	64	3.0
A073536	10.0	35	32	52	100	72	4.1

Split pin included

## Stainless Steel Shackle No 755 Bow shackle with safety bolt

**Material:** AISI 316  
**Finish:** Highly polished  
**Design Factor:** 6:1  
**Documentation:** Test certificate and traceable 3.1 certificate supplied upon request.

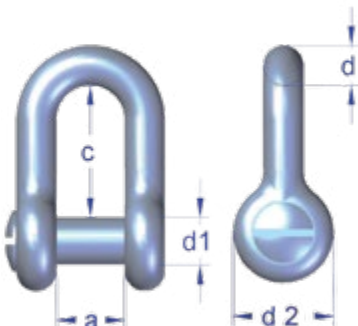


Stock No.	WLL (t) 6:1	Pin d1 (mm)	Nominal Size d (mm)	Inner Width a (mm)	Inner Length c (mm)	Bow Width e (mm)	Eye Outer d2 (mm)	Weight (kg)
7200685	0.6	10	10	20	40	27	20	0.2
A075512	0.9	12	12	25	47	37	26	0.3
A075516	1.5	16	13	25	47	33	34	0.4
A075520	2.5	20	16	28	60	42	40	0.8
A075522	3.0	22	19	31	71	51	48	1.3
A075524	4.5	25	22	37	84	58	52	1.7
A075533	7.5	32	28	46	108	74	64	3.4
A075536	10.0	35	32	52	119	83	72	5.2

Split pin included

## Stainless Steel Shackle No 732 Dee shackle with countersunk pin

**Material:** AISI 316  
**Finish:** Highly polished  
**Design Factor:** 6:1  
**Documentation:** Test certificate supplied upon request.



Stock No.	WLL (t) 6:1	Pin d1 (mm)	Nominal Size d (mm)	Inner Width a (mm)	Inner Length c (mm)	Eye Outer d2 (mm)	Weight (kg)
A073216	2.0	M16	13	24	52	34	0.3
A073220	3.0	M20	16	28	65	40	0.6
A073222	3.0	M22	19	31	60	48	1.4